



Nepal's Monitoring & Evaluation Framework for the REDD+ Readiness Process

Lombok, July 1, 2013

Mr Narandra Chand (PhD),
REDD Forestry and Climate Change Cell
Nepal

Outline of presentation

- Rationale for the M&E framework development for Nepal
- Process followed
- The main elements of the M&E framework developed and being finalized
- Examples from progress reporting from the report template
- Next steps to finalize
- Key lessons

Rationale for Nepal M&E framework development (1)

- The R-PP document is not results-based with explicit outcomes, outputs or indicators and milestones to measure progress. Component 6 does not establish a complete and operational M&E system.
- Nepal is at 5/6 of its Readiness grant period but has only consumed about 1/4 of the FCPF funds allocated to readiness preparation. There is need for an 18-months extension and a reallocation of funds.
- Mid-term progress report is 9 months overdue. Without a results framework it is difficult to show progress in the draft MTR.
- REDD+ reporting is currently focused on *activities* of the REDD Cell only.

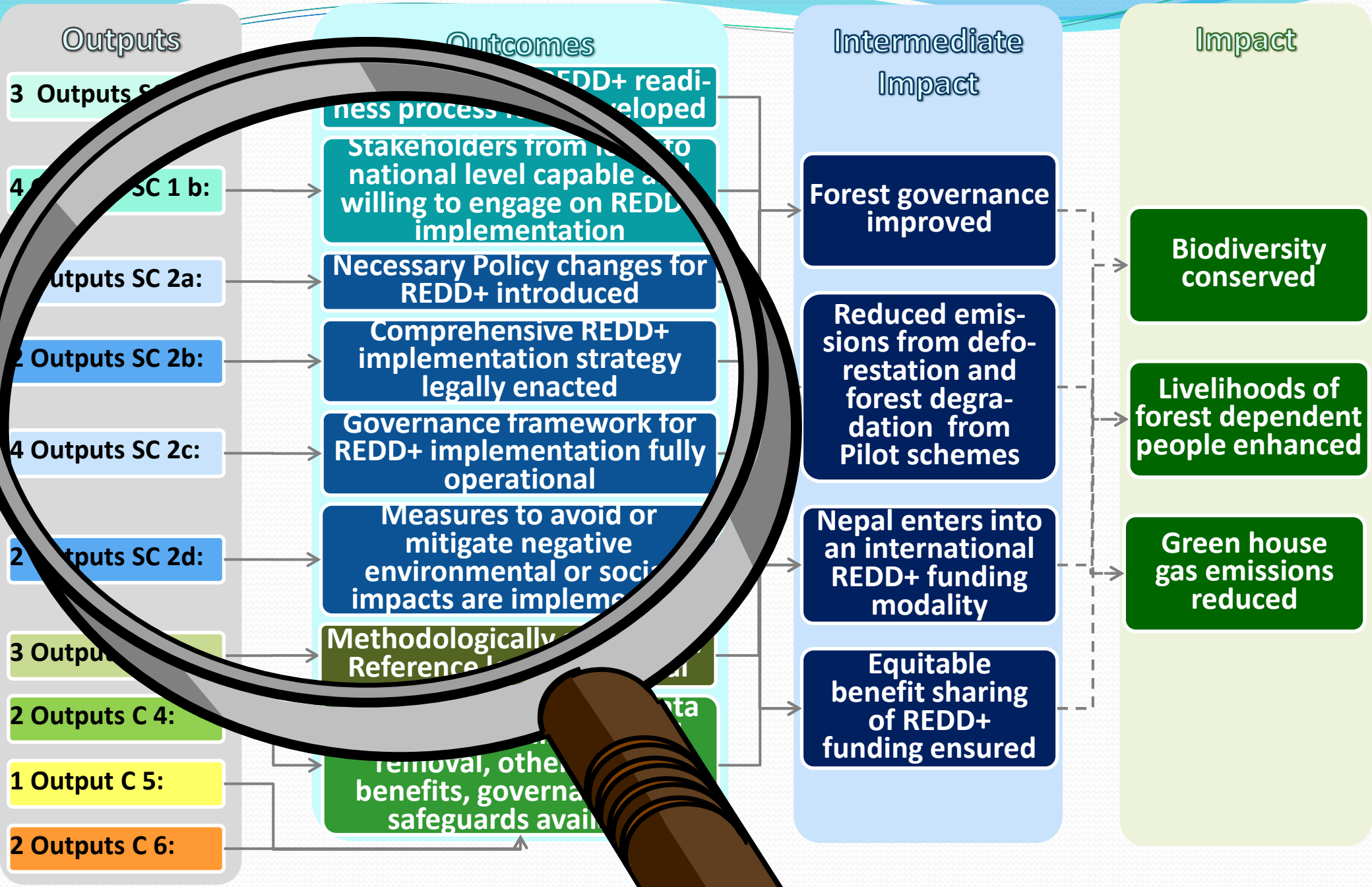
Rationale for Nepal M&E framework development (2)

- Results Chain and Logical Framework together provide a strategic overview of the readiness process and a basis for strategic planning
- The Performance Measurement Framework (PMF) is the principal internal management tool for Monitoring and Evaluation used by Nepal REDD Cell
- Tracking progress is fundamental for programme management and reporting
- An M&E framework developed in consultation with other stakeholders allows for transparency, accountability and to integrate the activities of other stakeholders on REDD+ into country reporting

Process followed until now

- Based on the activities described in the R-PP and the draft MTR, **outputs, outcomes and intermediate impacts** of the readiness process, defining logical links between them (= **Results Chain**)
- Assessment of progress using Readiness Assessment Framework
- Definition of ‘SMART’ **indicators** for each impact, output and outcome, in order to track progress (= **Logical Framework**)
[SMART = specific, measurable, attainable, relevant, time-bound]
- Check of coverage of **reporting requirements for FCPF** and identification of results attributable to FCPF grant (grant agreement) (= **FCPF milestones**)
- Definition of baseline values, target values by project end, source of information, frequency of data collection, and responsibilities (who, what, how, and when) (= **Performance Measurement Framework (PMF)**)
- Breakdown of end of project milestones into **annual targets** for annual reporting (**Milestone table**) with **reporting template**

1. Overall Result Chain for Readiness Preparation



Result chain R-PP component 2: Prepare the REDD-plus Strategy

Outputs

- Drivers of deforestation and degradation of forest are analyzed, discussed, prioritized + results are disseminated
- Trends of drivers of deforestation and degradation of forests understood and taken into account in action plans
- Strategic options for REDD+ consulted and prioritized
- Strategic options tested and validated in pilot sites
- Institutional arrangements for REDD+ implementation established
- Transparent and efficient financing mechanism to channel carbon funds to the local beneficiaries established
- Carbon benefit sharing arrangements established
- Monitoring and information processes for REDD+ implementation established
- Strategic Environmental and Social Assessment (SESA) completed and findings integrated into REDD strategy
- ESMF completed and findings integrated into REDD+ strategy

Outcomes

- Necessary Policy changes for REDD+ introduced
- Comprehensive REDD+ implementation strategy legally enacted
- Governance framework for REDD+ implementation fully operational
- Measures to avoid or mitigate negative environmental or social impacts are implemented



















Intermediate Impact

- Nepal enters into an international REDD+ funding modality
- Equitable benefit sharing of REDD+ funding ensured

2. The Logical Framework (extract)

Level	Results	Indicators	Target by 8/2015	Assumptions
Intermediate Impact				
I1	Forest governance improved	<p>I1.1 Degree to which decision making processes related to ER and forest resource management allow for active multi-stakeholder participation</p> <p>I1.2. Number of policy reforms initiated, completed or underway complying to REDD+ standards</p>	<p>Improved active multi-stakeholder participation (including CSOs, IPs and local communities)</p> <p>Tbd by action plan and R-Package</p>	<p>GoN maintains commitment for REDD+</p> <p>Continuing interest of int'l community in REDD +</p>
R-PP component 2: Prepare the REDD-plus Strategy				
Outcome 6	Measures to avoid or mitigate negative environmental or social impacts are implemented	O6.1 Degree of implementation of measures foreseen in ESMF	All necessary measures	The GoN remains fully committed to the REDD+
R-PP sub-component 2.d: Social and Environmental Impacts during readiness preparation and REDD+ implementation				
Output 2.d.1	Strategic Environmental and Social Assessment (SESA) completed and findings integrated into REDD strategy	<p>2.d.1.i Degree of advancement of SESA completion and validation</p> <p>2.d.1.ii Number of stakeholders (by category, gender & age) consulted and trained during SESA process</p>	<p>SESA validated by all Stakeholders</p> <p>600 participants at 2 national, 1 regional, 3 local level consultations, 6 learning group</p>	The social context allows civil society and minority representatives to actively engage in the process
Output 2.d.2	ESMF completed and findings integrated into REDD+ strategy	<p>2.d.2.i ESMF developed and approved by APEX body</p> <p>2.d.2.ii Examples of indicators for enhancement of livelihoods of local communities and for biodiversity conservation in in ESMF and REDD+ strategy</p>	<p>ESMF approved by APEX body-by 3/2014</p> <p>REDD+ strategy, monitoring and ER-Programs incorporate indicators related to biodiversity conservation and livelihood of local communities</p>	
				Nepal Environment safeguards comply with REDD+ standards

3. The Performance Measurement Framework (PMF) (extract)

Results	Indicators	Baseline	Target by 08/2015	Methods/Sources of Information	Frequency	Responsibility	TL
R-PP component 1 Organize and Consult							
Outcome 1 Governance for REDD+ readiness process fully developed	O1.1 No of complaints on REDD+ Governance recorded	n/a	Decreasing number of Complaints on REDD+ Governance	Analysis of complaints received by MoFSC and their follow-up	Annually	REDD Cell/ MoFSC	
	O1.2 MTR and R-Package discussed with all relevant Stakeholders before submission	n/a	MTR and R-Package discussed with relevant Stakeholders before submission	Analysis of Minutes of consultation meetings	Annually	REDD Cell	  
Outcome 2: Relevant stakeholders at national, regional and local level capable and willing to engage in REDD implementation	O2.1 No of REDD pilot sites submitting proposal for REDD+ Funding	0	1	Count of CF proposals Analysis of	Annually	REDD Cell	  
	O2.2 Degree of participation of different stakeholders in different events on REDD+ and No of REDD+ activities organized by other stakeholders	n/a	Increasing participation; increasing number of REDD+ activities by other stakeholders	Minutes/reports of meetings/events; annual reports of stakeholders	Annually	REDD Cell	  
R-PP sub-component 1.a: National Readiness Management Arrangements							
Output 1.a.1: Output Multisectoral and crosssectoral REDD+ Governance structure operational	1.a.1.i No of APEX meetings	0	8 meetings	Minutes of meetings for 1.a.1.i-iv	Every 6 months (1.a.1.i-iv)	REDD Cell	
	1.a.1.ii No meetings of RWG	4	24 meetings				
	1.a.1.iii % of participation of APEX body and RWG members in meetings	n/a	>75% participation				
	1.a.1.iv Agendas are widely discussed and decisions made as needed	n/a	Constructive discussions, and timely decisions	Comparison of participant lists over time for 1.a.1.v-vi	Annually (1.a.1.v-vi)		
	1.a.1.v Inclusiveness of RWG sustained	tbd	5 line ministries, CSO, IP, donors,				
	1.a.1.vi Inclusiveness of APEX body sustained	tbd	9 line ministries, CSO, IP, private sector				
							  

Country REDD Readiness Progress

Please indicate which of your country R-PP components and sub-components have received support from FCPF through the Readiness Preparation Grant

Components	Sub-components	Planned Support from FCPF (Yes/No)
1. Readiness Organization and Consultation	1a. National REDD+ Management Arrangements	Yes
	1b. Consultation, Participation, and Outreach	No
2. REDD+ Strategy Preparation	2a. Assessment of Land Use, Land Use Change Drivers, Forest Law, Policy and Governance	(Yes)
	2b. REDD+ Strategy Options	Yes
	2c. Implementation Framework	Yes
	2d. Social and Environmental Impacts	Yes
3. Reference Emissions Level/Reference Levels		Yes
4. Monitoring Systems for Forests and Safeguards	4a. National Forest Monitoring System	Yes
	4b. Information System for Multiple Benefits, Other Impacts, Governance, and Safeguards	

Level of achievement of planned milestones according to approved FCPF-financed Readiness Fund Grant (>3.2 million USD) (FCPF M&E Framework 1.3.b.):

Planned Milestones :

1.a.1 Multisectoral and cross-sectoral REDD+ Governance structure operational and maintained

1.a.2 National technical supervision and fund management capacity fully developed

...

1.b.3 Consultation of all stakeholders including IP's, social minorities and local communities at national, regional and local levels ensured

2.a.3 Trends of drivers of deforestation and degradation of forest understood and taken into account in action plans

...

2.d.1 SESA completed by 6/2012 and ESMF and findings integrated into REDD+ strategy by 3/14

3.Reference level scenarios and emissions estimates submitted by 4/2014 and capacities for carbon monitoring developed

...

6.a.2 Mid-term Progress Report by 9/2012

Level of Achievement:

Structure fully operational and continuously working

REDD cell not yet fully staffed and role of other not clearly defined. Low grant disbursement

Process quite consultative so far but limited to national level. Decentralization planned

3 out of 5 studies published on website, no action plan yet

...

SESA contract signed

Consultant recruited, inception phase has started

...

Draft not yet consulted with stakeholders

Tracking:

Please select your light rating:

- Significant progress
- Progressing well, further development required
- Further development required
- Not yet demonstrating progress
- Non Applicable

Please explain why:
Although good institutional progress on national level, many studies and consultation on strategic questions heavily delayed, including MTR. Low disbursement of FCFP grant and severe delays in pledged contributions in kind by other donors .

Next steps to finalize

- The draft M&E framework still needs to be consulted with concerned stakeholders and approved by the RWG
- The first annual report in the new format will be drafted
- Milestones and targets may need adjustment once the procurement plan for the extension phase is accepted
- Human resources for M&E need to be made available within REDD Cell and participating partners and need to be qualified for their task
- Formats for data collection and storage need to be developed and shared with partners contributing to M&E

Lessons (1)

- M&E Framework is very useful for getting overall picture including the contributions of other partners to the REDD+ readiness process.
- Together annual reporting template, the M&E framework is a tool for strategic planning and program steering.
- M&E Framework can be used to extract information for different reporting requirements.
- Highly desirable to design the full M&E Framework at the very beginning of the REDD readiness process.

Lessons (2)

- The challenge of getting data from other partners is likely to be overcome by mutual agreements, transparency of M&E process and results, and that the partners see their work valued by being integrated into a global REDD+ M&E.
- The results chain and the definition of outputs, outcomes and impacts can benefit from a broad participation of stakeholders.
- PMF should be drafted by a small group of specialists of M&E and concerned project managers who will have to implement it and/or use it for steering of activities.



Thank you!

